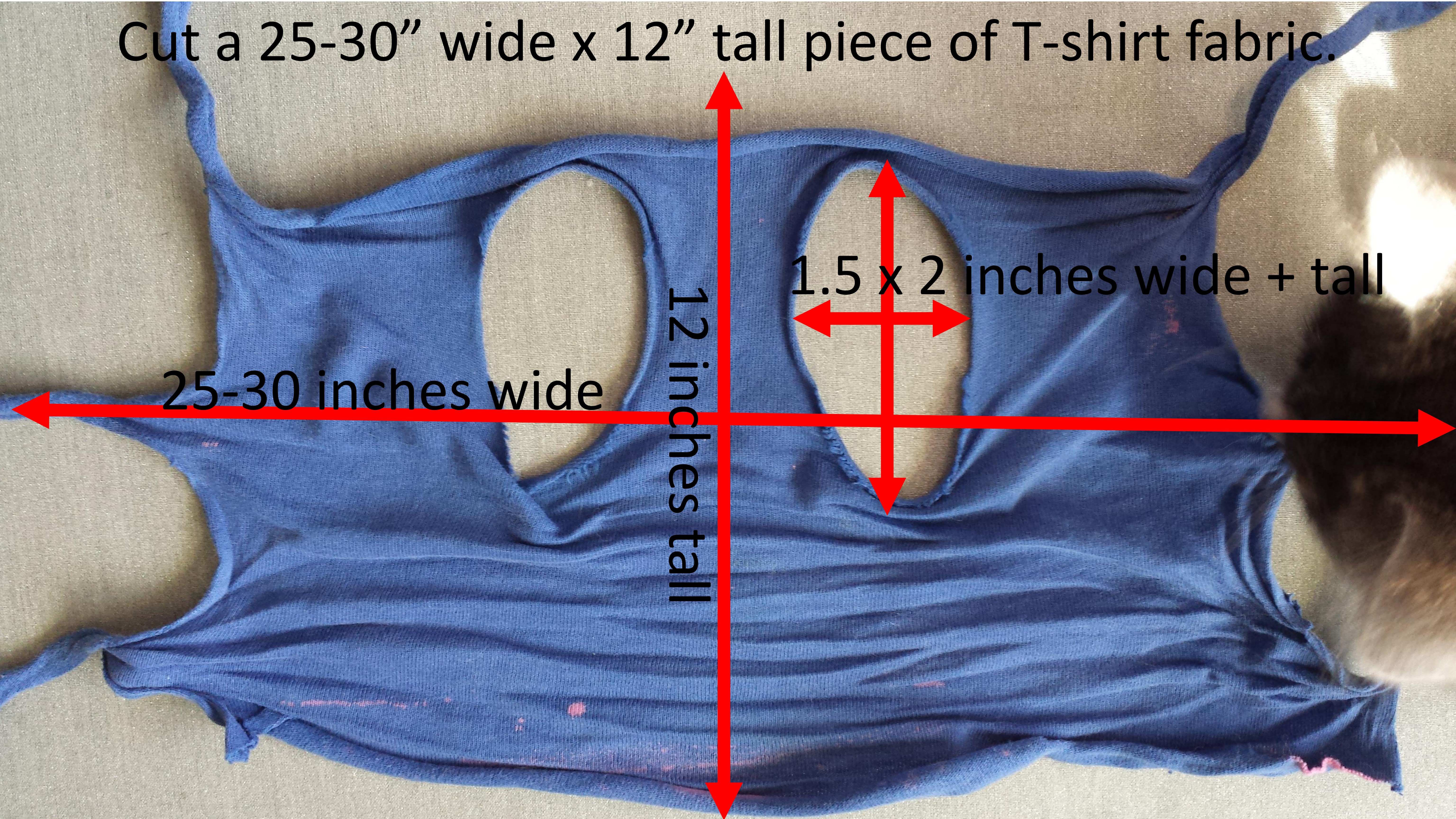


Panty Girdle Pattern
for
Newly Spayed Kitten
Alternative to Head Cone

Cut a 25-30" wide x 12" tall piece of T-shirt fabric.



25-30 inches wide

12 inches tall


1.5 x 2 inches wide + tall

Drawings are not to scale
Just use your best judgment

Fold in half lengthwise





From fold, fold in
again approx. 1-1/2"



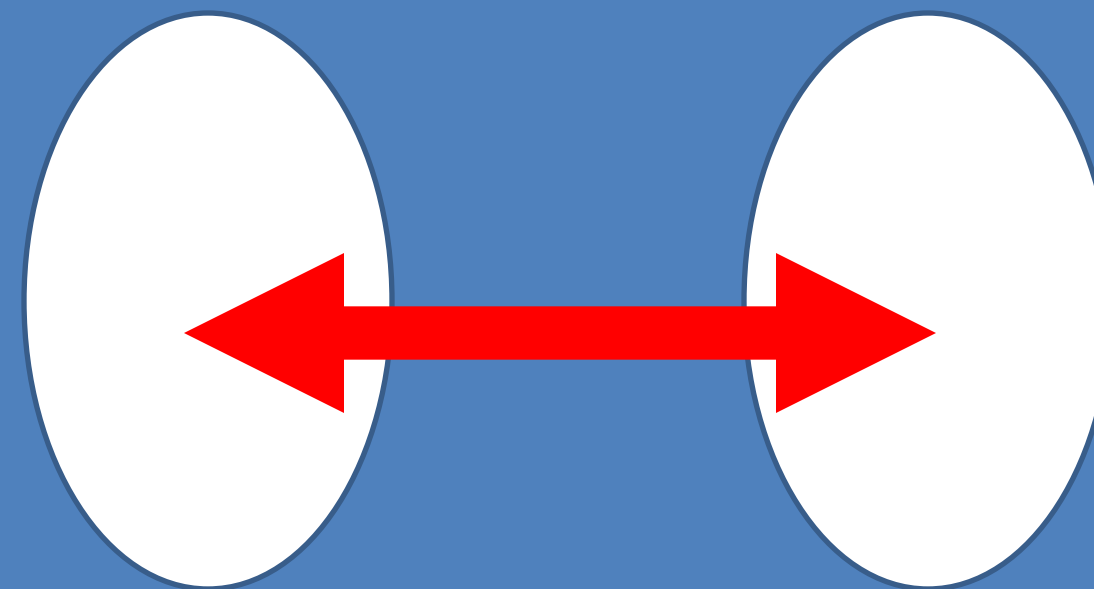
1" up from bottom,
cut the 2" wide hole
To $\frac{3}{4}$ " deep

This makes 2 holes
When opened




Open up and distance between holes should be approximately 2"


Remember, these drawings aren't to scale,
Use your best judgment.




Fold in half again lining up leg holes




Now cut out the 3 ties. Basic form is the letter “E”



Tie width is approx. 1” wide and 8” long



Finished result looks approximately like this



Stand kitty over panty and insert back legs in holes.

Quickly tie each tie in a bow over kitty's spine to be
double tightened later when you can catch kitty again.
Her bottom will be nice and free to use the litter box.

